

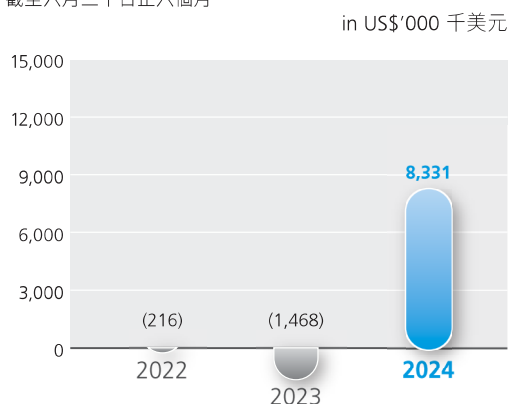
Financial Highlights

財務摘要

		Unaudited six months ended 30 June 未經審核 截至六月三十日止六個月		
		2024 二零二四年 US\$'000 千美元	2023 二零二三年 US\$'000 千美元	Change 變動
Revenue	收益	185,155	188,909	-2.0%
Gross profit	毛利	32,903	22,456	46.5%
Profit/(loss) for the period	期內溢利／(虧損)	8,344	(1,465)	N/A
Profit/(loss) attributable to owners of the Company	本公司擁有人應佔溢利／(虧損)	8,331	(1,468)	N/A
Basic earnings/(loss) per share	每股基本盈利／(虧損)	0.55 US cents 美仙	(0.10) US cents 美仙	
Diluted earnings/(loss) per share	每股攤薄盈利／(虧損)	0.55 US cents 美仙	(0.10) US cents 美仙	
Interim dividend proposed per share	擬派每股中期股息	0.273 US cents 美仙	0.229 US cents 美仙	
Total dividends paid and proposed per share	已付及擬派每股股息總額	0.273 US cents 美仙	0.229 US cents 美仙	

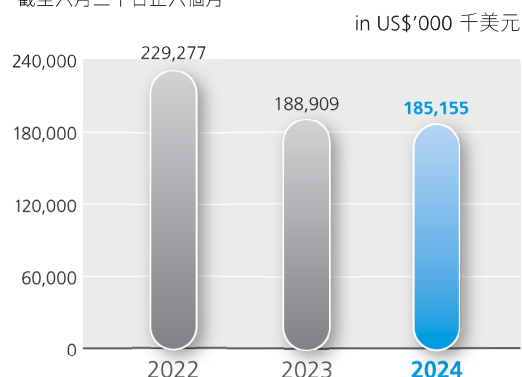
PROFIT/(LOSS) ATTRIBUTABLE TO OWNERS OF THE COMPANY 本公司擁有人應佔溢利／(虧損)

Six months ended 30 June
截至六月三十日止六個月



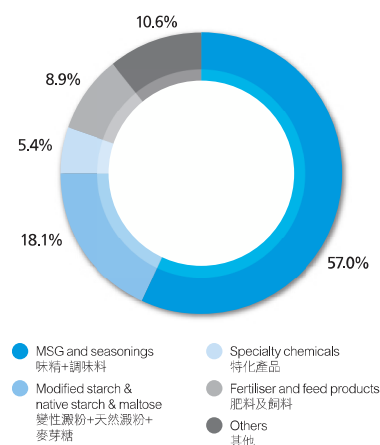
REVENUE 收益

Six months ended 30 June
截至六月三十日止六個月



REVENUE BY PRODUCTS 按產品分類之收益

Six months ended 30 June 2024
截至二零二四年六月三十日止六個月



REVENUE BY GEOGRAPHIC LOCATION 按地區分類之收益

Six months ended 30 June 2024
截至二零二四年六月三十日止六個月

